

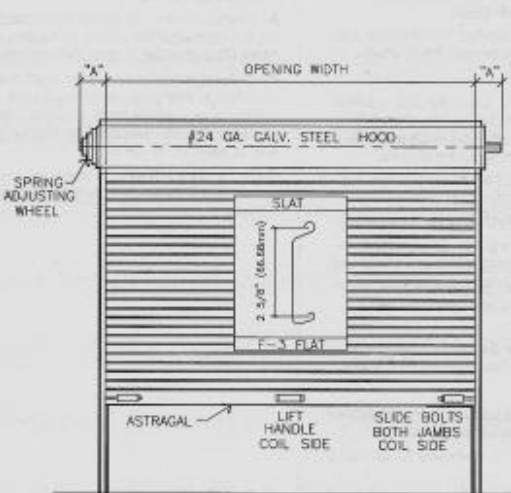
COILING SERVICE DOOR—MODEL S13*

08330/ATL
Buyline 0371

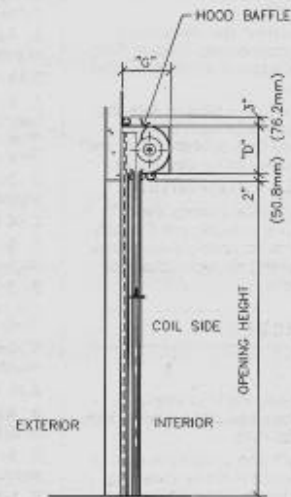
- Manually operated
- Interior face mounted
- All weather, fully weatherstripped

*Suffix letters indicate material and/or finish of curtain.
For alternate material or finish of curtain see Optional Features.

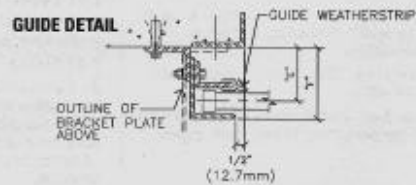
GS Galvanized without baked-on finish coat
PS Galvanized with baked-on finish coat
MA Mill finish aluminum
AA Clear anodized aluminum
DA Bronze aluminum
ST Stainless steel



COIL SIDE ELEVATION
RIGHT HAND OPERATION AS SHOWN
LEFT HAND OPERATION IS OPPOSITE AS SHOWN



SECTION



Maximum size recommended is 80 sq. ft. (7.43 m²) or 8'-4" (2540 mm) high.

3" (76.2 mm) is dimension of top hood bead. Where headroom is limited, 3" (76.2 mm) requirement can be eliminated by turning bead down.

Where clearances are critical, dimensions shown can be reduced. Consult Technical Services.

atlas door

COILING SERVICE DOOR—MODEL S13PS

08330/ATL
Buyline 0371

SPECIFICATIONS

PART 1 GENERAL

1.01 Section Includes

A. Type: Coiling Service Doors are to be Atlas Door™ Model S13PS as manufactured by Clopay Building Products Company, Inc.

B. Operation: To be manual push-up.

C. Mounting: To be interior face mounted on a prepared opening.

1.02 Related Work

A. Opening preparation, miscellaneous or structural steel, access panels, finish or field painting are in the scope of the work of other sections or trades.

B. Submit manufacturer's product data and installation instructions for each type of coiling door. Include both published data and any specific data prepared for this project.

1.03 Single-Source Responsibility

A. Provide doors, guides, motors, and accessories from one manufacturer for each type of door. Provide secondary components from source acceptable to manufacturer of primary components.

PART 2 PRODUCT

2.01 Curtain

A. Slats: Cold roll-formed in continuous lengths of galvanized steel interlocked to form curtains. Use F3 flat slats.

B. Endlocks: Each end of alternate slats to be fitted with endlocks to act as a wearing surface in the guides and to maintain slat alignment.

C. Windload: Door construction designed to satisfy windload of 20 PSF (0.96 kPa) or 87 MPH (140 KPH).

D. Gauge: Thickness of slat material to be as required by width of opening and wind-loading conditions.

E. Galvanizing: Zinc-coated in accordance with ASTM A653.

F. Bottom Bar: Curtain to be reinforced with a bottom bar consisting of two steel angles.

G. Weather Seal: Provide interwoven neoprene astragal at the bottom bar to act as a weather seal at the floor.

2.02 Spring Counterbalance

A. Counterbalance: Housed in a steel pipe of diameter and wall thickness to restrict maximum deflection to .03" per foot (2.5 mm/m) of door width.

B. Springs: To be helical torsion type designed to include an overload factor of 25% and for optimum ease of operation. Springs are to be grease-packed and are to be mounted on a cold rolled steel inner shaft.

C. Spring Tension: Adjustable from outside of end bracket plate.

D. Ball Bearing: Sealed, to minimize wear of pipe shaft rotation around inner shaft.

2.03 Bracket Plates

A. Bracket Plates: Carrying pipe counterbalancing shaft are to be no less than 1/4" (6.35 mm) thickness and to house ends of door coil. Shape of plate to be square.

B. Drive End Bracket Plate: Fitted with a sealed ball bearing.

2.04 Guide and Wall Angle Assembly

A. Guides/Wall Angles: Structural steel angles of 3/8" (4.76 mm) minimum thickness.

B. Depth of Guide: To provide adequate slat penetration to satisfy specified wind-loading.

C. Guide Weather Seal: Furnish guide weatherstripping to seal against F3 flat slat.

2.05 Hoods

A. Hoods: To house coil are to be fabricated of #24 U.S. Gauge galvanized steel.

B. Reinforcing: To be laterally reinforced to prevent sag.

C. Intermediate Hood Supports: Furnish where door width exceeds 16'-0" (4877 mm).

D. Hood Baffle: Furnish neoprene hood baffle in hood to prevent air infiltration.

2.06 Locking

A. Slide Bolts: On bottom bar suitable for padlocking (padlocks by others).

2.07 Finish

A. Galvanized Surfaces: Slats and hood (etc.) galvanized. Baked-on gray or tan coat of epoxy-modified polyester on slats and hood. Shop coat of rust-inhibiting metallic primer on all remaining ungalvanized surfaces, except bearings.

B. Ungalvanized Surfaces: Shall consist of a shop coat of rust-inhibiting metallic primer (gray) (brown) on exposed ferrous surfaces, except bearings.

PART 3 EXECUTION

3.01 Examination

A. Verify that dimensions are correct and project conditions are suitable for installation. Do not proceed with installation until unsatisfactory conditions have been corrected.

3.02 Installation

A. Installation: To be by authorized Atlas Door representative and in accordance with Atlas Door standards and instructions.

B. Submit manufacturer's product data and installation instructions for each type of coiling door. Include both published data and any specific data prepared for this project. See end of section for details.

Note to Specifiers... Please see end of this section for frequently specified Optional Features.

| Opening Height | 'D' | 'G' | 'E' | 'F' | Opening Width | 'A' |
|-------------------------|----------------------------|-----------------------|----------------------------|---------------------|--|----------------------|
| to 9'-1" (2789 mm) | 16" (406.4 mm) | 18 1/2" (419.1 mm) | 3" (76.2 mm) | 3 1/4" (85.3 mm) | to 12'-4 1/4" (3781 mm) | 8 1/4" (215.9 mm) |
| Over 9'-1" (2789 mm) | Consult Technical Services | | Consult Technical Services | | 12'5" to 18'-4 1/4" (3785 mm) (5610 mm) | 9" (228.6 mm) |
| | | | | | 18'5" to 24'-4 1/4" (5613 mm) (7439 mm) | Not Applicable |